


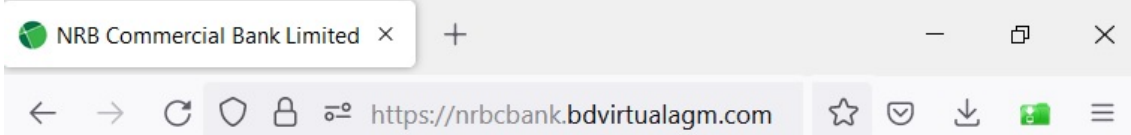
NRB Commercial Bank Limited's Virtual AGM System Manual


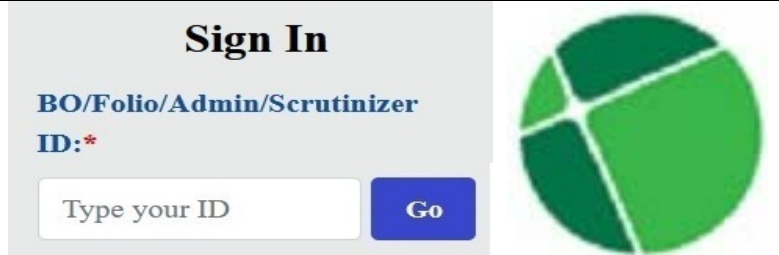

Supported Browser: Latest version of

Google Chrome , Microsoft Edge , Opera , Safari , Mozilla Firefox 

Supported Device: Laptop, Desktop, Tab, Mobile (android/ iPhone)

Virtual AGM with this simple step for Shareholder:

	Click the link- https://nrbcbank.bdvirtualagm.com
	

	Login Interface			
	<table border="1"><tr><td>Before Activation</td><td>09th AGM will be held on 02nd June 2022 (Thursday) at 11.00 A.M. Login process activation on 31st May 2022 (Tuesday) at 11.00 P.M.</td></tr><tr><td>After Activation</td><td></td></tr></table>	Before Activation	09th AGM will be held on 02nd June 2022 (Thursday) at 11.00 A.M. Login process activation on 31st May 2022 (Tuesday) at 11.00 P.M.	After Activation
Before Activation	09th AGM will be held on 02nd June 2022 (Thursday) at 11.00 A.M. Login process activation on 31st May 2022 (Tuesday) at 11.00 P.M.			
After Activation				

	Login Screen:		
	<table border="1"><tr><td>a) Type 16 digit BO number or Folio number*</td></tr><tr><td>b) Click Go button</td></tr><tr><td>c) Click Login button</td></tr></table> 	a) Type 16 digit BO number or Folio number*	b) Click Go button
a) Type 16 digit BO number or Folio number*			
b) Click Go button			
c) Click Login button			

Shareholders can see:

- a) Live Streaming, b) Total attendance (Number of Shareholders with Total Shares),
- c) Agenda & Agenda wise voting result d) Question & Comments.



Shareholders can do:

Shareholders can vote (Yes/ No) for any Agenda
Click on **Green** Button **For Favor/ Yes** or
Click on **Red** Button **For Against/ No**



Shareholders can do:

Shareholders can **submit Questions or Comments**.
Type your Question or Comments (English or Bangla) then **click Submit** Button.

